

### **Lesson #3**

#### **Miriam: The Sister of Moses**

**Bible Story:** Miriam watches over baby Moses (Exodus 2: 1-10)

**Life Focus:** God wants us to do what is right and help others.

**Kidspiration of the Week:** Blare Gooch, "Hugs for Haiti"

**Memory Verse:** 1 Thessalonians 5:15b

"Always seek to do what is good for each other."

**Goals:** By the end of the session, the children should:

1. Discover that God wants us to do what is right.
2. Realize that everyone needs help sometimes.
3. Recognize that God wants us to help others.

**Visual:** Week 3: Miriam watches over Moses (See Poster Ring Set)

#### **Teacher Prep:**

Our lesson today encourages students to do what is right and always seek to help others. We are introduced to Miriam, the sister of Moses. After months of hiding his birth, Moses' family is finally forced to send him down the river in a basket to keep him from being killed. Miriam is tasked with watching her brother and trying to keep him safe from a distance. Even though Miriam was just a child herself and probably very frightened by the whole situation, she put the needs of her baby brother before her own safety. Her courage and quick thinking not only saved the life of her brother, but also gave Moses' own mother the chance to continue to take care of him.

It can be easy to get side-tracked in this busy, self-centered world we live in. But God wants us to set aside our own needs and look to the needs of others. As we dive into the story of Miriam, let's encourage our students to show kindness and courage as they live a life that is sensitive to the needs of those around them.

## Welcome Activities and Bible Story Time

### MATERIALS NEEDED:

- Bible (Place next to you or on display where children can see the source of the story)
- Lesson Introduction: Random Acts of Kindness Chart- attached
- Poster Set: Week 3: Miriam watches out for Moses and Kidspiration #3: Blare Gooch
- See “Reinforcing Activities” below for further optional materials needed

Before students come in, write on the chalkboard or display paper the memory verse:  
“Always seek to do what is good for each other.” –1 Thessalonians 5:15b

### LESSON INTRO:

#### Random acts of Kindness:

Ask the students if they have ever done or seen a random act of kindness. Discuss any experiences the students may have had. Go around the room taking turns coming up with random act of kindness ideas. Go as quickly as possible. See how many your group can come up with in 3 minutes. (Use the chart attached if needed or make copies to give to students.)

### BIBLE STORY:

**\*OPTION 1 (Read with students following along in Extreme Faith Bibles, “fill in the blank” option available on the following page.)**

**\*\*Teacher Note: Please read and explain this verse to the students to help provide the setting for the today’s story. Exodus 1: 21b-22, **The Hebrews kept increasing <sup>22</sup> until finally, the king gave a command to everyone in the nation, “As soon as a Hebrew boy is born, throw him into the Nile River! But you can let the girls live.”****

#### Moses Is Born

**2** A man from the Levi tribe married a woman from the same tribe,<sup>2</sup> and she later had a baby boy. He was a beautiful child, and she kept him inside for three months. <sup>3</sup> But when she could no longer keep him hidden, she made a basket out of reeds and covered it with tar. She put him in the basket and placed it in the tall grass along the edge of the Nile River. <sup>4</sup> The baby’s older sister stood off at a distance to see what would happen to him.

<sup>5</sup> About that time one of the king’s daughters came down to take a bath in the river, while her servant women walked along the river bank. She saw the basket in the tall grass and sent one of the young women to pull it out of the water. <sup>6</sup> When the king’s daughter opened the basket, she saw the baby and felt sorry for him because he was crying. She said, “This must be one of the Hebrew babies.”

<sup>7</sup> At once the baby's older sister came up and asked, "Do you want me to get a Hebrew woman to take care of the baby for you?"

<sup>8</sup> "Yes," the king's daughter answered.

So the girl brought the baby's mother, <sup>9</sup> and the king's daughter told her, "Take care of this child, and I will pay you."

The baby's mother carried him home and took care of him. <sup>10</sup> And when he was old enough, she took him to the king's daughter, who adopted him. She named him Moses because she said, "I pulled him out of the water."

## STUDENT COPY: Moses Is Born

**2** A man from the Levi tribe married a woman from the same tribe,<sup>2</sup> and she later had a \_\_\_\_\_ boy. He was a beautiful child, and she kept him inside for three months.<sup>3</sup> But when she could no longer keep him hidden, she made a \_\_\_\_\_ out of reeds and covered it with tar. She put him in the basket and placed it in the tall grass along the edge of the Nile \_\_\_\_\_.<sup>4</sup> The baby's older \_\_\_\_\_ stood off at a distance to see what would happen to him.

<sup>5</sup> About that time one of the king's \_\_\_\_\_ came down to take a bath in the river, while her servant women walked along the river bank. She saw the basket in the tall grass and sent one of the young women to pull it out of the water.<sup>6</sup> When the king's daughter opened the basket, she saw the baby and felt \_\_\_\_\_ for him because he was crying. She said, "This must be one of the \_\_\_\_\_ babies."

<sup>9</sup> At once the baby's older sister came up and asked, "Do you want me to get a Hebrew woman to \_\_\_\_\_ of the baby for you?"

<sup>10</sup> "Yes," the king's daughter answered.

So the girl brought the baby's \_\_\_\_\_,<sup>9</sup> and the king's daughter told her, "Take care of this child, and I will pay you."

The baby's mother carried him \_\_\_\_\_ and took care of him.<sup>10</sup> And when he was old enough, she took him to the king's daughter, who \_\_\_\_\_ him. She named him \_\_\_\_\_ because she said, "I pulled him out of the water."

---

**\*OPTION 2 (Students' Script to act out the story)**

**Reader's Theater Script Below for**

**"Miriam Watches Over Baby Moses"**

**Characters: (4 student parts total)- Miriam, Mother, Princess, Narrator**

### **Student Script: "Miriam Watches Over Baby Moses"**

**MIRIAM:** *Hello everyone! My name is Miriam and I live with my family in the land of Egypt. My family and I are Hebrew people and we live under the rule of the Pharaoh. He is like the King of Egypt, and he isn't very nice. The Pharaoh is scared that us Hebrew people will soon outnumber him and overthrow him as the King. So, he made a rule that all baby boys born to Hebrew families must be killed.*

**MOTHER:** *My daughter, Miriam, is correct. But the truth is, our family has a secret baby boy. We have been hiding him in our home for months without telling anyone! If the Pharaoh or his men find out about our baby, they will kill him!*

**MIRIAM:** *Mother and I have a plan to keep the baby safe. Now that my brother is getting too old to hide in our house, we are making a special basket that floats and we are going to send him down the river and pray that God will protect him. If someone finds the baby, maybe they could take care of him and keep him safe.*

**MOTHER:** *I'm just about finished with the floating basket, Miriam. Go and get your brother and his blanket and let's go down to the river.*

**MIRIAM:** (Pick up the baby and his blanket) *Okay Mother, I've got him. (Speaking to the baby) It's okay little brother. We are going to send you somewhere safe. God will protect you.*

**MOTHER:** (Place the baby in the river) *Miriam, stay close by, in the reeds over there, and watch your baby brother. We must not be seen or the baby's life could be in danger. (Leave the stage)*

**MIRIAM:** *Okay Mother, I will be very careful and watch him closely. (Hide behind reeds)*

(A baby cries in the distance)

**PRINCESS:** *Do you hear that? (look around) That sounds like a baby! (pretend to find the baby and pick him up) Oh you poor little dear! You must be one of the Hebrew babies. Don't worry, I'll take care of you. I won't let anyone hurt you.*

**MIRIAM:** (Slowly walk up to the Princess) *Excuse me, Princess.*

**PRINCESS:** *Oh hello there.*

**MIRIAM:** *I heard you talking to this crying baby. Would you like me to get one of the women to feed him for you. I know someone who can help you take care of this baby.*

**PRINCESS:** *OH YES! Please hurry.*

(Miriam runs back home and gets her Mother)

**MIRIAM:** *Mother, hurry! You must come quickly. The Pharaoh's own daughter, the Princess is the one who found our baby. She wants to take care of him and keep him safe. She needs someone to feed him right away.*

(Miriam and her Mother run quickly back to the Princess)

**MIRIAM:** *Here is the woman. She can feed the baby.*

**PRINCESS:** *Oh... Thank you! Please feed and take care of this baby. I'll pay you to do so. When he is old enough, bring him to me and I will raise him as my own child. His name is Moses because I "drew him out of the river." Take good care of my child.*

**NARRATOR:** *And that is exactly what Miriam and her Mother did. They took baby Moses home with them and cared for him until he was old enough to live with the Princess. He grew up safe and sound and was treated like royalty. Later in life, God used Moses to rescue all of the Hebrew people and lead them to safety. Miriam had a big role in saving her little brother and was used by God for His purposes.*

## **Kidspiration: Blare Gooch**

***Our Kidspiration of the week comes from Blare Gooch. (Hold up the Kidspiration Poster #3: Blare Gooch.) When Blare was just 12 years old, he watched the news as many sad stories were told about the earthquake that hit the country of Haiti. There were many people that had been hurt and were very sad. Many homes had been destroyed and people there had lost everything they had. There was one little boy in particular that was crying in the street. Blare wished he could give him a hug, but because Haiti was so far away, he couldn't. So, Blare thought about what would be the next best thing for this little boy. Blare had always liked to hug his teddy bear when he was younger, so he found his old teddy bear and decided he would send it to Haiti. Then, Blare decided to find other teddy bears and send them to the children in Haiti too. He asked his classmates to help and the number of teddy bears grew quickly from there. His drive collected over 25,000 teddy bears that were sent to help the children in Haiti know that they are loved. When he was interviewed, Blare said, "I just wanted to help someone and make them smile again. It doesn't really matter how small or old you are...if you're young and think you can't make a big difference in the world, well you actually can!" Just like Miriam, Blare didn't know how God would use him in such a big way. But, he became a difference-maker because of his kind and self-less action. How can you be a difference-maker this week?***

### **APPLICATION QUESTIONS:**

(Please remember, Kids For Christ is a non-denominational organization. Please follow these questions so that denominational discussion does not develop.)

***1. God wants us to do what is right. How can we learn what is right?***

- a. Read the Bible...it has many lessons for us to learn about doing what is right.
- b. Ask your parents, pastors, and teachers.
- c. It is always right to show love, kindness and respect to others.

***2. Everybody needs help sometimes! Have you ever had a situation where you needed help and someone came to the rescue?***

- a. Variety of answers...Teachers be ready to give an example of this in your own life.

***3. What does the Bible say about how we should treat others? (Have students look up the following verses)***

- a. Examples to look up and discuss include: Ephesians 4:32, John 15:12, Luke 6:31, Romans 12: 10, 1 Peter 3:8-12, Romans 12:18, Ephesians 4:29, Romans 10:12

## **REINFORCING (OPTIONAL) ACTIVITIES:**

1. "Pass the Baby": (Materials Needed: a pretend baby and basket) Have students get in a line or circle. At the end of the line, place an empty basket. Have students pass the baby as quickly as they can down the end of the line or around the entire circle to get baby Moses into the basket. You can time them and have them attempt a better time each try or divide into two teams and make a race out of it.
2. "Game Ideas that Reinforce Cooperation and Kindness"
  - a. Buddy Tag: This game is played like freeze tag, but using the buddy system. Each pair of students must link arms while playing freeze tag. You can choose one pair or two pairs of students who are "it". A pair can be unfrozen by tapping both people's shoulders.
  - b. Through The Hoop: (Materials Needed: Hula Hoop) For this game all students gather in a circle holding hands. The goal is to get a hula hoop all the way around the circle of students without breaking the circle.
3. "Take Home Talk": (Materials Needed: Copies and Markers/Crayons) Miriam Crossword Puzzle (attached).
4. "Challenge of the Week": Challenge the students to remember this week's memory verse in their daily prayer time- asking God to help them show kindness and love to those around them.

## **CLOSING PRAYER:**

***God, thank you for teaching us about Miriam and Blare. Help us to make good choices and show kindness to others so we, too, can be difference-makers for you. Amen.***



Lesson Teacher Notes: All lessons would be a great bridge to the gospel message. If you bridge into the gospel message, please be mindful of the Kids For Christ non-denominational policy. Remember the children in your class will have a variety of church backgrounds or perhaps no biblical background at all. Any questions or comments from the children which have a denominational subject matter needs to have the following response from you: "That would be a good question to discuss with your family." Also after the gospel message is presented please follow up with this sentence: "Going to Church, praying, reading your bible, and baptism are all good things, and you can talk to your family about these things too."



# 20 EVERYDAY ACTS OF KINDNESS FOR ALL KIDS

1. Hold the door open for those behind you.
2. Say good morning to your teacher, principal, school officials and classmates.
3. Offer to let your classmate go first.
4. Offer to take your neighbor's dog for a walk.
5. Invite someone new over for a play-date.
6. Collect foods and canned goods for a food bank.
7. Volunteer to be a tutor or mentor in a school, especially if there is an area in which you can help another student.
8. Give someone a compliment at least once every day.
9. Color a picture, make a craft, or send a treat to a senior center or nursing home.
10. Donate your unwanted toys and books to the children in need.
11. Write a thank you note to your teacher, your coach, a firefighter, your mentor, or someone who has influenced you in a positive way.
12. Clean up the area around your school or a local park, picking up trash and putting it in the garbage can. You can also help your teacher clean up the classroom.
13. Be extra kind to your bus driver. Say hello when you get on the bus and say thank you when you get off the bus.
14. Call your grandparent(s) or other special family members who you do not see often.
15. Donate your unwanted toys and books to a children's Hospital.
16. Write a note to your parent(s) or grandparent(s) and tell them why they are special to you.
17. Help around the house without being asked to do so, such as cleaning your room, taking out the garbage or helping with the laundry.
18. Going to a new school can be scary so be friendly to the new students in your class or grade.
19. Organize the clothes you don't wear anymore and donate them to a clothing drive or shelter.
20. Smile. Smiling is easy and happiness is contagious!

# Miriam Watches Over Moses





## Across

2. Who found the baby?
3. Where Miriam hid and watched.
7. The King of Egypt was called a \_\_\_\_
8. Moses' \_\_\_\_ got to take care of him.

## Down

1. Miriam and her family were...
3. Where Miriam's Mom placed the baby?
4. Where did Miriam live?
5. Made for the baby to float in.
6. "drew him out of the water"

# Miriam Watches Over Moses



## Across

2. Who found the baby?
3. Where Miriam hid and watched.
7. The King of Egypt was called a \_\_\_\_
8. Moses' \_\_\_\_ got to take care of him.

## Down

1. Miriam and her family were...
3. Where Miriam's Mom placed the baby?
4. Where did Miriam live?
5. Made for the baby to float in.
6. "drew him out of the water"

## **Across ANSWER KEY:**

2. **PRINCESS**
3. **REEDS**
7. **PHARAOH**
8. **MOTHER**

## **Down ANSWER KEY:**

1. **HEBREWS**
3. **RIVER**
4. **EGYPT**
5. **BASKET**
6. **MOSES**